



Grabs Instantly, Holds Permanently

- Permanently secure in seconds
- Fast strength development
- Bonds virtually any material
- Easy handling and extrusion
- Significantly reduces installation times and need for fasteners



Titebond
THE PRO'S ADVANTAGE

Titebond® TiteGrab™ Plus is an easily extrudable, advanced polymer formula designed to instantly grab and hold materials in place. Due to its rapid strength build, TiteGrab Plus significantly reduces installation times and amount of bracing, making it ideal for interior and exterior construction and repair projects that benefit from instant holding power, including vertical applications. This powerful formula reduces the need for fasteners and ultimately achieves a long lasting, durable bond to porous and non-porous materials. In order to instantly adhere a substrate to a vertical surface, 2.5 inches of adhesive is required per pound of substrate.

Features & Benefits

- **Instant grab** – Rapid strength build to instantly grab and hold materials
- **Superior handling** – Easy to extrude and repositionable up to 10 minutes
- **Ultimate holding power** – Secures heavy objects quickly and easily (2.5 inches of adhesive required to hold one pound of substrate)
- **Decrease installation times** – Reduce or eliminate the need for mechanical fasteners and mortar
- **All weather application** – Will not freeze and waterproof
- **VOC compliant** – Ultra low VOC
- **Multipurpose versatility** – Bonds virtually any material
- **Advanced polymer technology** – Zero shrinkage that remains permanently flexible and will not become brittle with age

Common Applications

Mirrors, molding & trim, FRP, mantels, tub surrounds, foam board, vertical shelving, vertical landscape walls, drywall to wood & metal studs, kitchen backsplashes, exterior trim, cement board, vertical concrete, landscaping applications, paneling and cove base

Bead Length Calculation

The chart below calculates the amount of adhesive needed to instantly hold specific weights. This list is not inclusive of all substrate weights TiteGrab Plus can hold. TiteGrab Plus will instantly hold a substrate on a vertical surface as long as the substrate has enough surface area for the required linear inches. 2.5 inches of adhesive is required per pound of substrate.

| Substrate Weight in Pounds | Linear Inches of Adhesive Required |
|----------------------------|------------------------------------|
| 1 | 2.5 |
| 3 | 7.5 |
| 5 | 12.5 |
| 10 | 25 |
| 15 | 37.5 |
| 20 | 50 |

Physical Properties

- **Viscosity:** 1,000,000 cps.
- **Working time:** 10 minutes, depending on temperature and humidity
- **Color:** White
- **Flash point:** > 212° F
- **Odor:** Low
- **Application temperature:** 60°F - 90°F for best results. Above 90° F, use additional support for 24 hours. Not intended for long term exposure over 200°F
- **Calculated VOC:** <50 g/L
- **Storage Life:** 1 year

Important Notice


Our recommendations, if any, for the use of this product are based on tests believed to be reliable. Furthermore, nothing contained herein shall be construed as a recommendation to use any product in conflict with existing laws and/or patents covering any material or use.

Cleanup

Tools and adhesive may be cleaned with acetone or mineral spirits when uncured. Follow solvent vendor's precautions. Once cured, adhesive must be scraped from surface.

Storage

Store in a cool, dry place out of direct sunlight. Will not freeze or be damaged by low temperatures. Avoid storage temperatures above 120° F.

**A****B****C**

Preparation



Surfaces must be clean and free of any material that may prevent adequate adhesion.

Application

1. **A** Remove v-notch nozzle and cut tip of nub. **B** Puncture foil seal and screw v-notch nozzle back onto cartridge.
2. **C** Extrude adhesive with cartridge held at 90° angle and nozzle lightly contacting surface, ensuring that the included v-notch nozzle will produce the correct bead shape. **D** If extruded correctly, the bead should have a pointed ridge.
3. Apply adhesive based on substrate weight in a horizontal bead, staying 1/2 inch from the outside edge. Minimum bead length is 2.5 inches per pound of substrate. Distribute bead evenly across back of substrate.
4. Press surfaces firmly together with a twisting motion and firmly hold for 5 seconds. **NOTE:** Large applications may require temporary or permanent bracing. For questions, contact Technical Service at 1.800.347.4583. Mechanical fixings should always be used in overhead applications.

Limitations

Do not use when temperature or materials are below 40° F. Not recommended for applications on PE, PP, PC, PMMA, PTFE, neoprene and bituminous substrates. Not suitable as joint sealant. Not intended for use around pools, chlorides or for continuous submersion. Not intended for direct contact with flames or fire brick. Yellowing may occur in the dark. For heavier materials, extreme temperatures may affect bond integrity. For mirrors and other heavy vertical applications, mechanical fasteners may be required and are recommended. Prime porous substrates for stronger adhesion. It is the user's responsibility to determine suitability. Always check with your local code officials before installation. For additional questions or recommendations, please contact Technical Service at 1.800.347.4583 or visit us at Titebond.com.

**D**

Titebond®

THE PRO'S ADVANTAGE

Ordering Information



9 oz. Cartridge

Part # - 6701

Product UPC - 0 37083 06701 9

Case UPC - 100 37083 06701 6

Weight - 13.64 lbs.

Units Per Package - 12

Packages Per Pallet - 108

Coverage

9 fl. oz. cartridge equates to 199 linear inches and the substrate coverage is 2.5 inches of standard sized bead per pound of substrate.



Visit [Titebond.com](https://www.titebond.com) for the most up-to-date product information.

Franklin International

